



ARTIFACT #1: _____

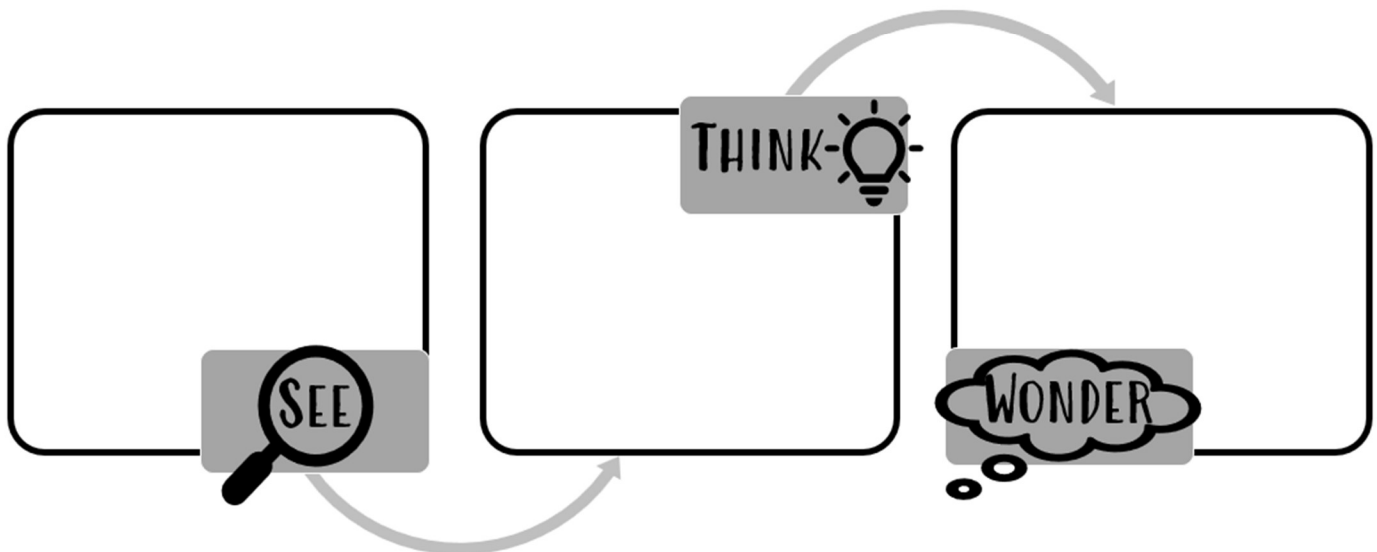
SKETCH AND TELL

Draw a picture of the main idea from your notes then explain the main idea in your own words.

 SKETCH = PICTURE	TELL = DESCRIPTION 
---	---

SEE – THINK – WONDER


Look at the images; then, describe 3 things you see, make 2 connections to something you know, and brainstorm 1 question.



ARTIFACT #2: _____


THINK THEN INK

Record three key terms related to your social studies topic. Then, use those three words to write a 1 sentence summary.

THINK 

-
-
-

→

INK 

then

CONTENT CONNECTION

Make two connections between your new learning and information you learned earlier in the year.

NEW LEARNING:

Connection 1:

Connection 2:


ARTIFACT #3: _____

ONE WORD SUMMARY

What is ONE WORD that best summarizes this section of your notes? Explain why you chose the word.

MY ONE WORD IS _____ BECAUSE

_____.



MAKE CONNECTIONS

Using your notes, choose a social studies topic and make connections.

Topic: _____



Connection to a personal experience



Connection to prior knowledge or something you've learned

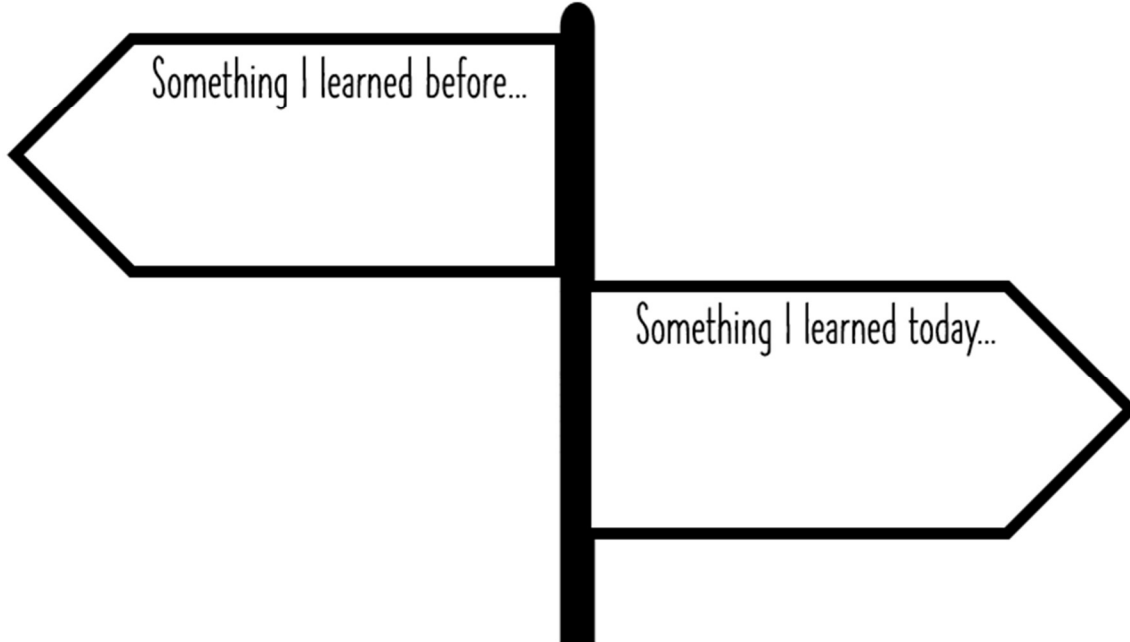


Connection to social studies vocabulary

ARTIFACT #4: _____

CONTENT CONNECTION SIGN

Make a connection between something you learned earlier in the year and your new learning.



SEE – THINK – ME – WE

Look at the image. Make note of what you see and think; then, make connections to yourself and the world.



List what you notice in the image.



Write your thoughts or questions about the image.



What connections can you make between you and the image?




How does what you see connect to the world and our place in it?

ARTIFACT #5: _____

















SEQUENCE

Using your notes, identify 3 events in the order they happened.



ICON MAKE A CONNECTION

For each vocabulary term, choose one icon that represents the term; then complete the sentence frame.

 Baby	 Lock	 Climber	 Fire
 Stoplight	 Castle	 Battery	 Map
 Cart	 Teamwork	 Backpack	 Plant
 Target	 Domino	 Muscles	 Wave

Silk Paper

(vocabulary term)

is like the _____
(icon)

because _____

