



ARTIFACT #1: \_\_\_\_\_

## SKETCH AND TELL



Draw a picture of the main idea from your notes then explain the main idea in your own words.

 SKETCH = PICTURE	 TELL = DESCRIPTION
--	--

ARTIFACT #1: \_\_\_\_\_

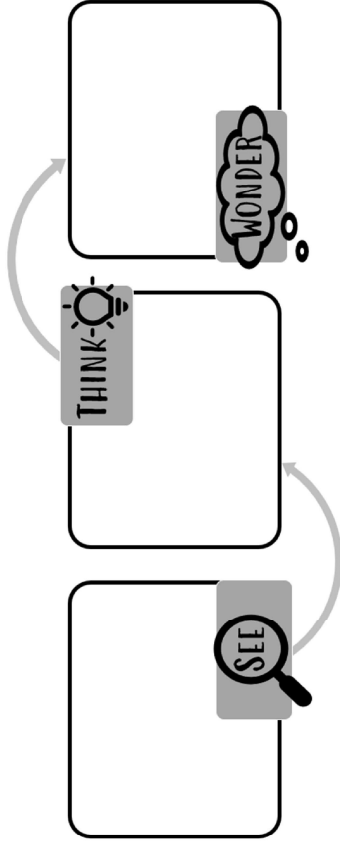
## SKETCH AND TELL

Draw a picture of the main idea from your notes then explain the main idea in your own words.

 SKETCH = PICTURE	 TELL = DESCRIPTION
--	--

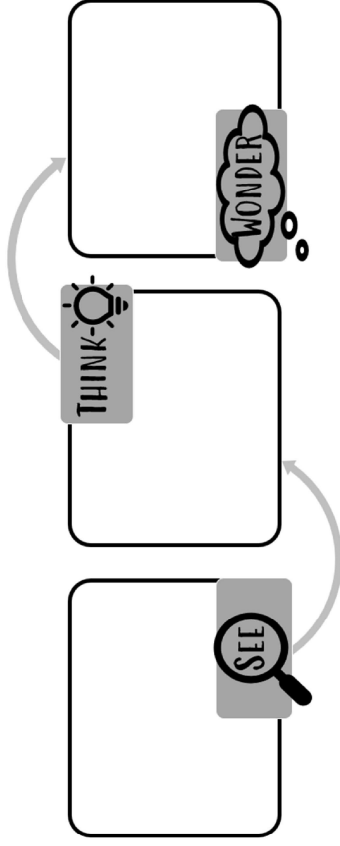
## SEE – THINK – WONDER

Look at the images; then, describe 3 things you see, make 2 connections to something you know, and brainstorm 1 question.



## SEE – THINK – WONDER


Look at the images; then, describe 3 things you see, make 2 connections to something you know, and brainstorm 1 question.



ARTIFACT #2: \_\_\_\_\_


## THINK THEN INK

Record three key terms related to your social studies topic. Then, use those three words to write a 1 sentence summary.

THINK • • •	then	INK 
----------------------	------	--

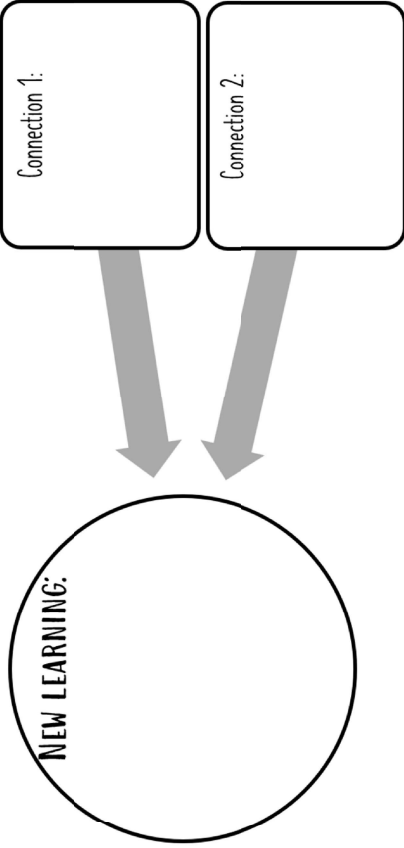
## THINK THEN INK

Record three key terms related to your social studies topic. Then, use those three words to write a 1 sentence summary.

THINK • • •	then	INK 
----------------------	------	--

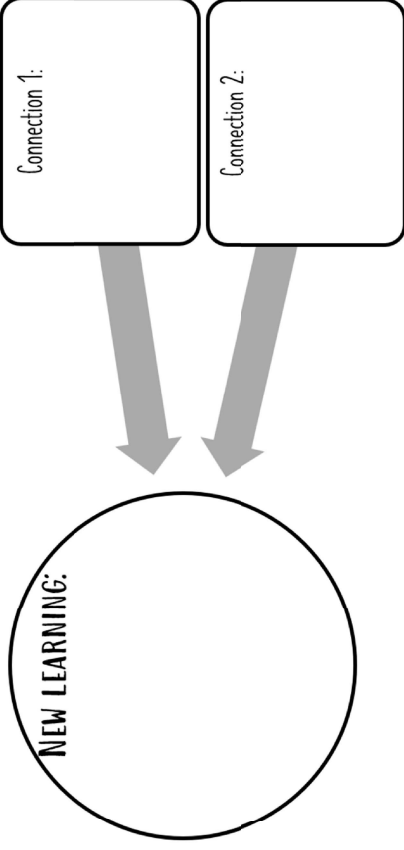
## CONTENT CONNECTION

Make two connections between your new learning and information you learned earlier in the year.



## CONTENT CONNECTION

Make two connections between your new learning and information you learned earlier in the year.




ARTIFACT #3: \_\_\_\_\_

## ONE WORD SUMMARY

What is ONE WORD that best summarizes this section of your notes? Explain why you chose the word.




MY ONE WORD IS \_\_\_\_\_ BECAUSE \_\_\_\_\_



## MAKE CONNECTIONS

Using your notes, choose a social studies topic and make connections.

Topic: \_\_\_\_\_


	Connection to a personal experience
	Connection to prior knowledge or something you've learned
	Connection to social studies vocabulary

ARTIFACT #3: \_\_\_\_\_

## ONE WORD SUMMARY

What is ONE WORD that best summarizes this section of your notes? Explain why you chose the word.




MY ONE WORD IS \_\_\_\_\_ BECAUSE \_\_\_\_\_



## MAKE CONNECTIONS

Using your notes, choose a social studies topic and make connections.

Topic: \_\_\_\_\_

	Connection to a personal experience
	Connection to prior knowledge or something you've learned
	Connection to social studies vocabulary

ARTIFACT #4: \_\_\_\_\_

## CONTENT CONNECTION SIGN

Make a connection between something you learned earlier in the year and your new learning.

Something   learned before...	Something   learned today...
-------------------------------	------------------------------

ARTIFACT #4: \_\_\_\_\_

## CONTENT CONNECTION SIGN

Make a connection between something you learned earlier in the year and your new learning.


Something   learned before...	Something   learned today...
-------------------------------	------------------------------

## SEE – THINK – ME – WE

Look at the image. Make note of what you see and think; then, make connections to yourself and the world.



List what you notice in the image.



Write your thoughts or questions about the image.



What connections can you make between you and the image?



How does what you see connect to the world and our place in it?

## SEE – THINK – ME – WE

Look at the image. Make note of what you see and think; then, make connections to yourself and the world.



List what you notice in the image.



Write your thoughts or questions about the image.



What connections can you make between you and the image?




How does what you see connect to the world and our place in it?

ARTIFACT #5: \_\_\_\_\_

## SEQUENCE


Using your notes, identify 3 events in the order they happened.



ARTIFACT #5: \_\_\_\_\_

















## SEQUENCE

Using your notes, identify 3 events in the order they happened.



## ICON MAKE A CONNECTION

For each vocabulary term, choose one icon that represents the term; then complete the sentence frame.

 Baby	 Lock	 Climber	 Fire
 Stoplight	 Castle	 Battery	 Map
 Cart	 Teamwork	 Backpack	 Plant
 Target	 Domino	 Muscles	 Wave

Silk Paper

(vocabulary term)

is like the \_\_\_\_\_

















(icon)

because \_\_\_\_\_

\_\_\_\_\_

## ICON MAKE A CONNECTION

For each vocabulary term, choose one icon that represents the term; then complete the sentence frame.

 Baby	 Lock	 Climber	 Fire
 Stoplight	 Castle	 Battery	 Map
 Cart	 Teamwork	 Backpack	 Plant
 Target	 Domino	 Muscles	 Wave

Silk Paper

(vocabulary term)

is like the \_\_\_\_\_

(icon)

because \_\_\_\_\_

\_\_\_\_\_